

Signify Classified - Internal
Cooper Lighting Solutions Photometric Lab
1121 Highway 74 South
Peachtree City, GA 30269



Scaled data based on original data using
LM-79-08 Approved Method: Electrical and Photometric Measurements of Solid-
State Lighting Products

Test Report Prepared for
Cooper Lighting Solutions
(formerly Eaton)

Brand: INVUE

Report Number: P868837

Luminaire Tested: **EMM2-HSN-SA1A-727-U-T2R-HSS**

Issue Date: 08/22/2024



Test Information

Test Method: LM-79-08
Report Number: P868837
Test Lab: INNOVATION CENTER(G3)
Issue Date: 08/22/2024
Manufacturer: COOPER LIGHTING SOLUTIONS (FORMERLY EATON)
Product Line: INVUE
Catalog Number: EMM2-HSN-SA1A-727-U-T2R-HSS
Description: EPIC MODERN SHORT HOUSING DISCRETE LED ARRAYS 40W 70CRI 2700K
FITXURE w/ TYPE II ROADWAY DISTRIBUTION OPTIC AND HOUSE SIDE SHIELD
Light Source: (10) 2700K CCT, 70 CRI LEDS
Ballast/Driver: ELECTRONIC DRIVER

Summary

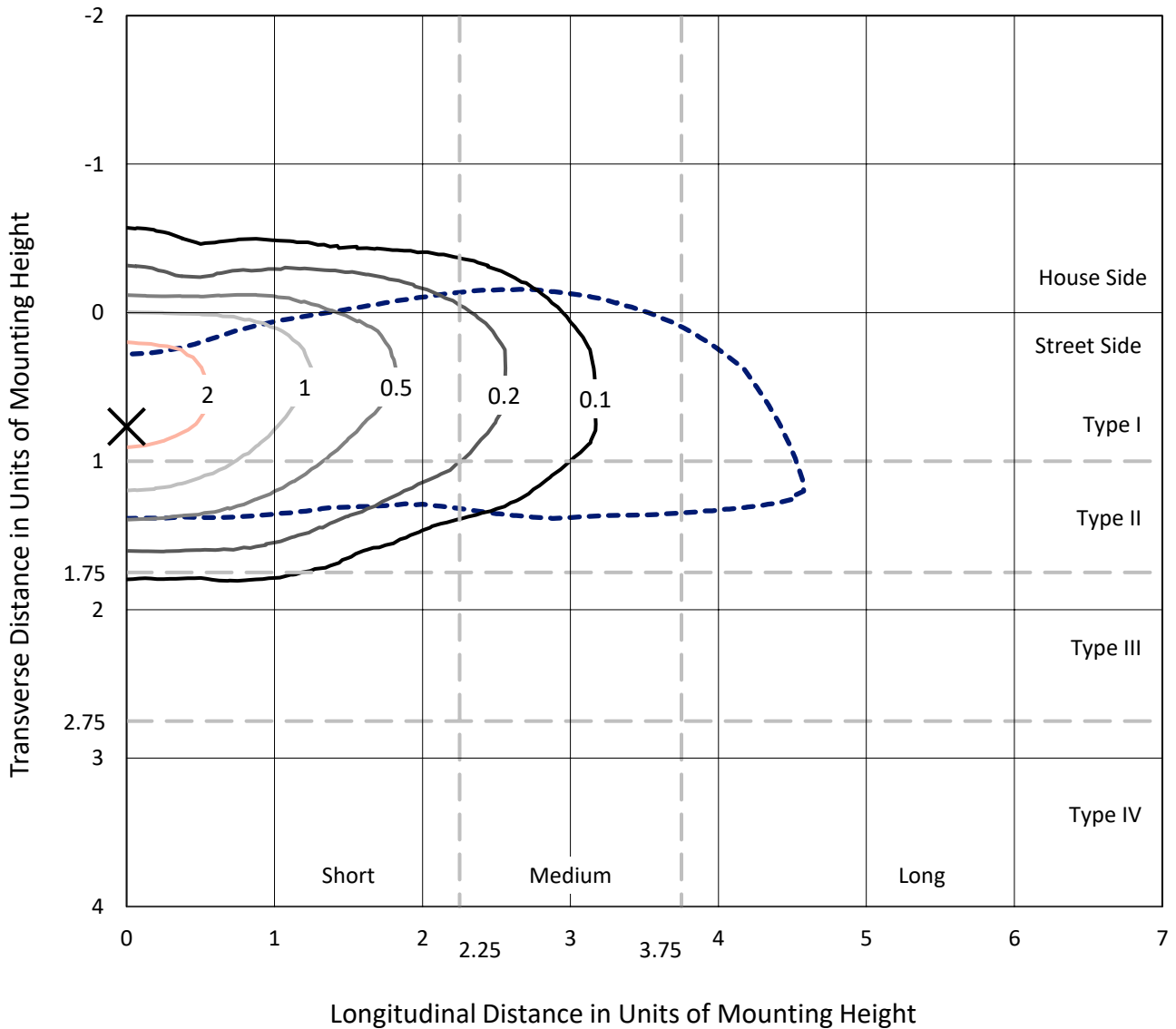
Lumens per Lamp: N/A
Luminaire Lumens: 3268.2 lumens
Efficiency: N/A
Efficacy: 99.6 lumens/watt
Luminous Opening: Rectangular (W 0.33' x L: 0.33' x H: 0')
IES Classification: Type II - Short
BUG Rating: B1 - U0 - G1

Input Watts (W): 32.8
Input Voltage (V): 120
Input Current (A_{in}): NR
Voltage Rise (V): NR
Power Factor: 0.99
Total Harmonic Distortion (THDi): 9.76%
Frequency (hertz): 60
Stabilization Time: NR
Operation Time: NR
Ambient Temperature (°C): NR
Test Distance: 24 FT

REPORT NUMBER: P868837
 CATALOG NUMBER: EMM2-HSN-SA1A-727-U-T2R-HSS

Iso-Footcandle Lines of Horizontal Illumination

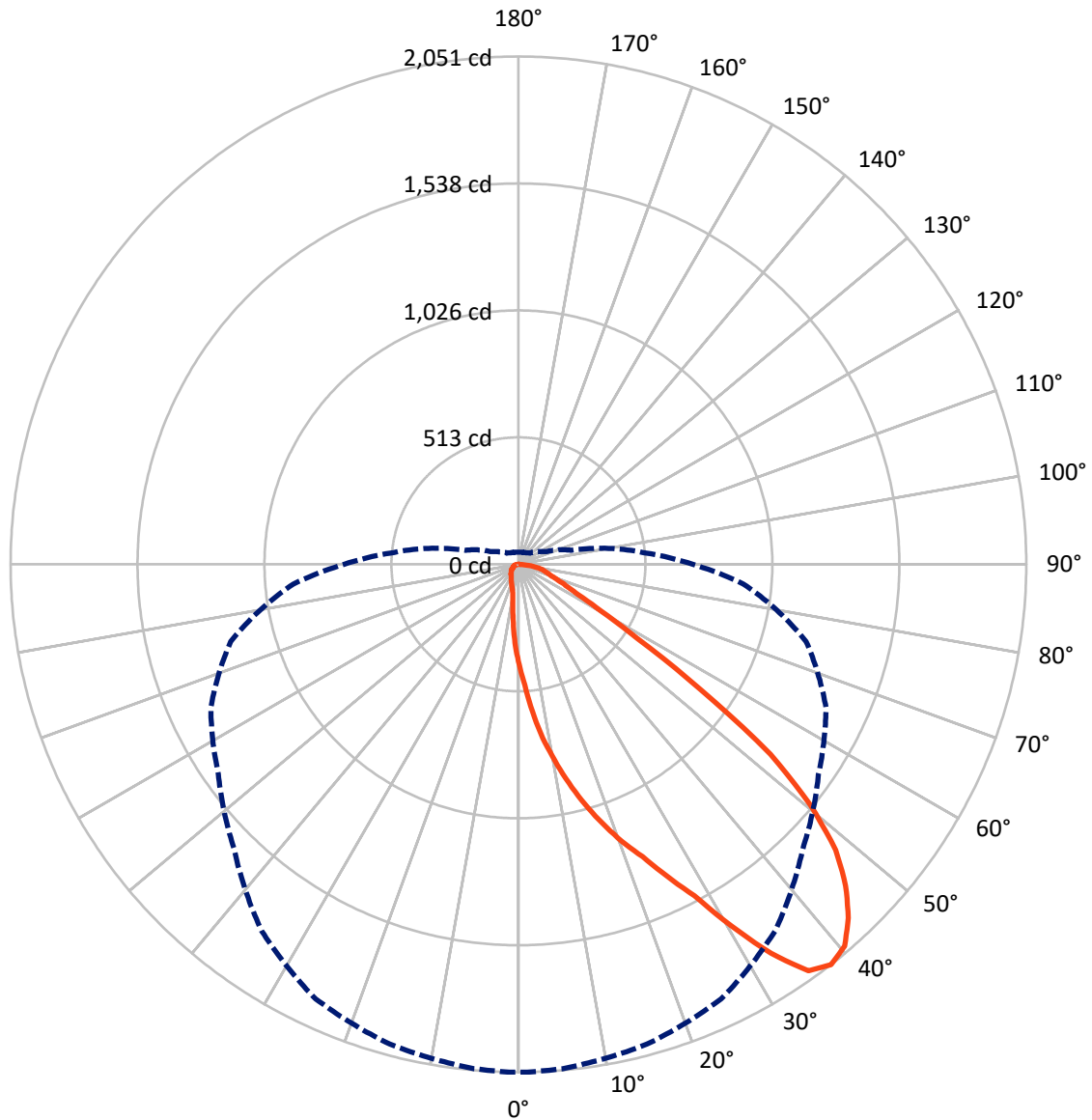
× Max cd
 - - - 1/2 Max cd



Based on 20 foot mounting height. Maximum calculated value = 2.8 fc
 Type II - Short - N/A

REPORT NUMBER: P868837
CATALOG NUMBER: EMM2-HSN-SA1A-727-U-T2R-HSS

Luminous Intensity Polar Plot



— Vertical Plane Through 0-Deg Lateral - - - Horizontal Cone Through 37.5-Deg Vertical

REPORT NUMBER: P868837

CATALOG NUMBER: EMM2-HSN-SA1A-727-U-T2R-HSS

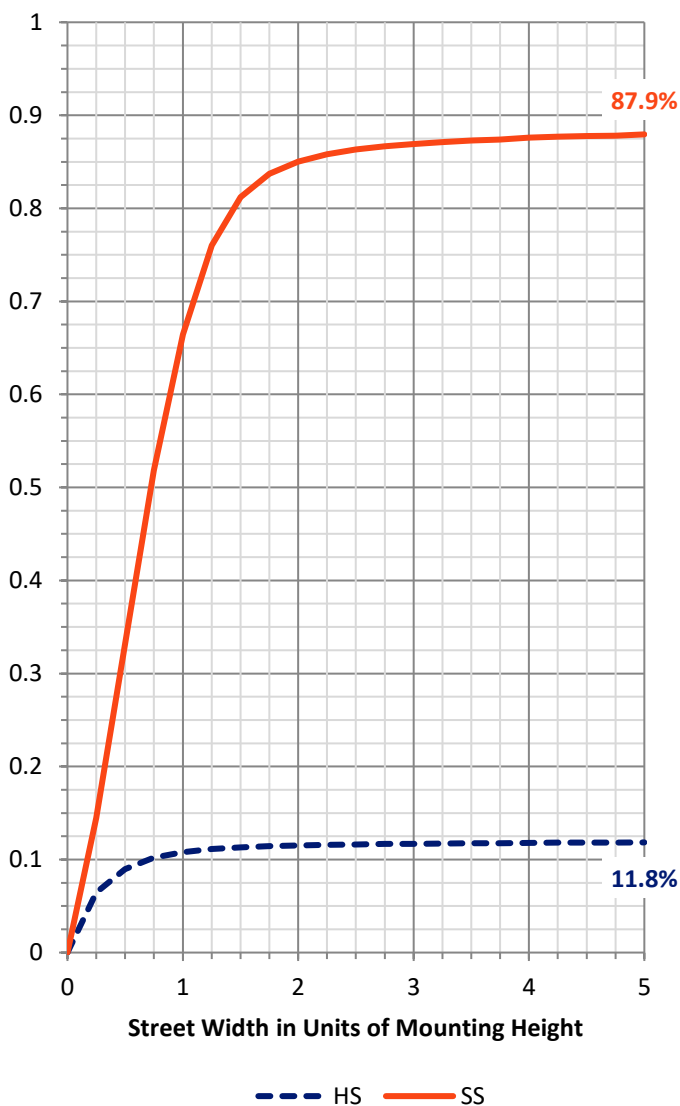
FLUX DISTRIBUTION:

		Downward	Upward	Total
House Side	Lumens	389.8	0.0	389.8
	% Fixture	11.9	0.0	11.9
Street Side	Lumens	2878.4	0.0	2878.4
	% Fixture	88.1	0.0	88.1
Total	Lumens	3268.2	0.0	3268.2
	% Fixture	100.0	0.0	100.0

ZONAL LUMENS:

Zone	Lumens	% Fixture
0°-10°	40.6	1.2
10°-20°	142.0	4.3
20°-30°	293.0	9.0
30°-40°	515.6	15.8
40°-50°	700.0	21.4
50°-60°	693.6	21.2
60°-70°	534.0	16.3
70°-80°	309.9	9.5
80°-90°	39.4	1.2
90°-100°	0.0	0.0
100°-110°	0.0	0.0
110°-120°	0.0	0.0
120°-130°	0.0	0.0
130°-140°	0.0	0.0
140°-150°	0.0	0.0
150°-160°	0.0	0.0
160°-170°	0.0	0.0
170°-180°	0.0	0.0
0°-90°	3268.2	100.0
0°-180°	3268.2	100.0

Coefficient of Utilization



REPORT NUMBER: P868837

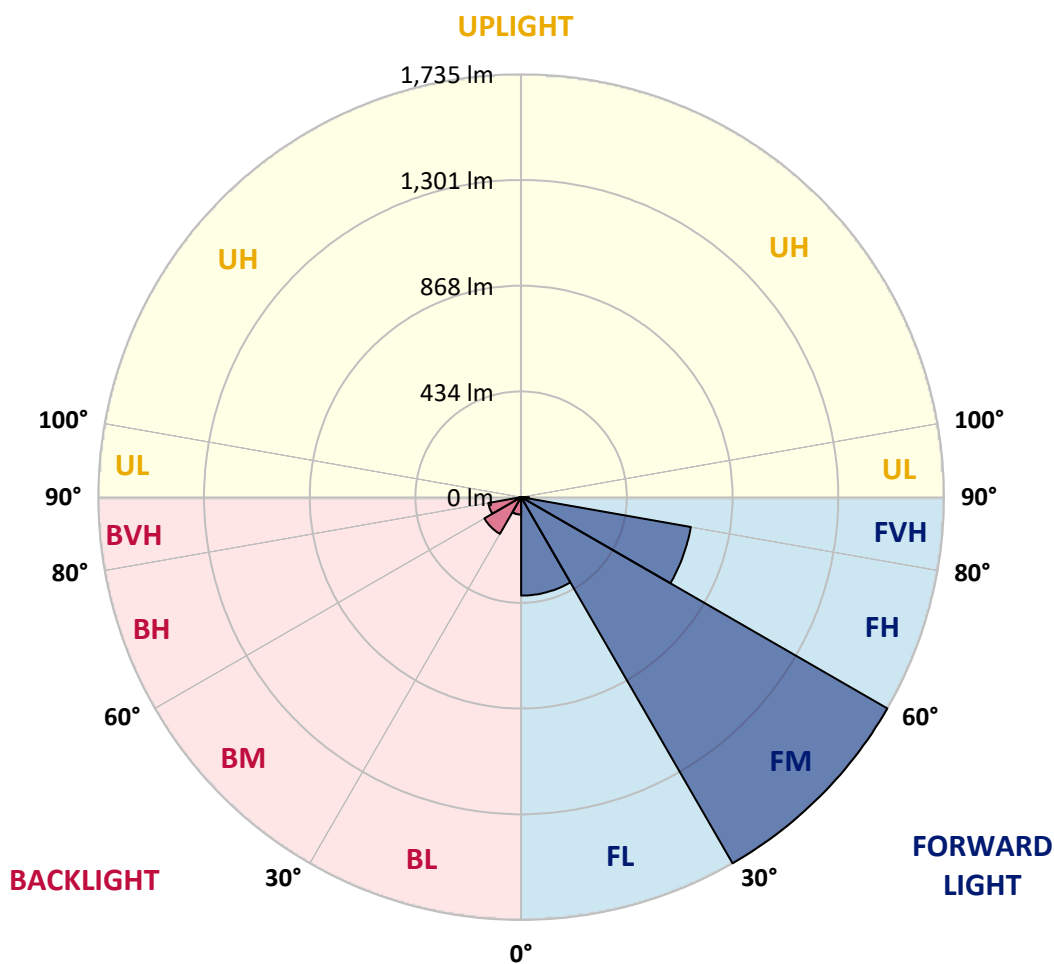
CATALOG NUMBER: EMM2-HSN-SA1A-727-U-T2R-HSS

LUMINAIRE CLASSIFICATION SYSTEM LUMEN TABLE AND BUG RATING:

Zone	Lumens	% Fixture	Zone Rating/Lumen Limit		
			B	U	G
FL (0°-30°)	404.0	12.4			
FM (30°-60°)	1735.1	53.1			
FH (60°-80°)	707.1	21.6			G1/1800
FVH (80°-90°)	32.1	1.0			G1/100
BL (0°-30°)	71.7	2.2	B0/110		
BM (30°-60°)	174.1	5.3	B0/220		
BH (60°-80°)	136.8	4.2	B1/500		G1/500
BVH (80°-90°)	7.3	0.2			G0/10
UL (90°-100°)	0.0	0.0		U0/0	
UH (100°-180°)	0.0	0.0		U0/0	

BUG Rating: B1-U0-G1

Type II Short





REPORT NUMBER: P868837

CATALOG NUMBER: EMM2-HSN-SA1A-727-U-T2R-HSS

CANDELA DISTRIBUTION (FULL):

	0°	1°	5°	15°	25°	35°	45°	55°	65°	75°	85°
0°	405.0	405.0	405.0	405.0	405.0	405.0	405.0	405.0	405.0	405.0	405.0
2.5°	488.0	495.3	489.8	485.2	478.9	472.5	463.3	453.3	440.5	425.0	411.4
5°	598.3	602.0	600.2	597.4	577.4	558.2	539.1	515.3	482.5	453.3	422.3
7.5°	708.7	706.9	702.3	694.1	675.9	654.0	619.3	580.1	533.6	482.5	434.2
10°	805.4	808.1	804.5	791.7	768.9	738.8	696.8	652.2	589.2	518.1	450.6
12.5°	906.6	908.5	908.5	881.1	865.6	819.1	774.4	714.2	643.9	561.9	469.7
15°	1006.0	1002.4	1002.4	984.2	956.8	904.8	854.6	781.7	702.3	602.9	491.6
17.5°	1100.9	1102.7	1094.5	1074.5	1048.0	997.8	935.8	855.5	759.8	652.2	514.4
20°	1194.8	1189.4	1185.7	1165.7	1137.4	1078.1	1018.8	927.6	827.3	707.8	546.3
22.5°	1282.4	1285.1	1276.0	1244.1	1217.7	1163.8	1096.3	1012.4	898.4	763.4	581.0
25°	1395.5	1386.4	1394.6	1356.3	1315.2	1251.4	1174.8	1091.8	975.9	831.8	623.9
27.5°	1515.9	1521.4	1516.8	1474.9	1419.2	1333.5	1253.2	1164.8	1054.4	896.6	672.2
30°	1695.6	1692.9	1693.8	1630.8	1538.7	1436.6	1338.0	1241.4	1132.8	975.9	728.8
32.5°	1873.5	1883.5	1858.9	1803.2	1697.4	1543.3	1422.9	1315.2	1208.5	1044.4	786.2
35°	2016.7	2013.9	2003.9	1941.9	1837.0	1687.4	1519.6	1397.3	1288.8	1128.3	850.1
37.5°	2051.3	2051.3	2044.9	2006.6	1937.3	1807.8	1624.4	1479.4	1370.9	1203.1	912.1
40°	2028.5	2023.9	2020.3	1994.8	1957.4	1880.7	1734.8	1564.3	1458.4	1299.7	980.5
42.5°	1953.7	1954.6	1950.1	1935.5	1915.4	1886.2	1803.2	1654.5	1544.2	1391.0	1048.0
45°	1853.4	1855.2	1849.7	1847.9	1837.9	1837.9	1818.7	1725.7	1625.4	1484.0	1121.9
47.5°	1724.8	1723.9	1721.1	1716.6	1736.6	1758.5	1775.9	1765.8	1697.4	1584.3	1188.5
50°	1528.7	1526.9	1535.1	1557.9	1607.1	1655.5	1706.5	1754.0	1749.4	1677.4	1268.7
52.5°	1274.2	1262.3	1271.5	1341.7	1442.9	1550.6	1622.6	1697.4	1775.9	1775.9	1348.1
55°	891.1	901.2	906.6	1009.7	1209.4	1394.6	1521.4	1618.1	1765.8	1854.3	1435.6
57.5°	567.3	571.0	587.4	698.7	933.1	1164.8	1389.1	1547.8	1728.4	1920.0	1523.2
60°	382.2	369.4	382.2	446.0	671.3	913.9	1194.8	1459.4	1674.6	1967.4	1619.9
62.5°	270.0	269.1	272.7	310.1	478.9	686.8	951.3	1339.9	1631.7	1970.1	1691.9
65°	218.0	211.6	214.3	235.3	321.1	503.5	697.8	1123.7	1593.4	1921.8	1727.5
67.5°	175.1	172.4	174.2	187.9	240.8	378.5	491.6	854.6	1512.3	1839.7	1707.4
70°	143.2	144.1	145.0	158.7	191.5	286.4	351.2	586.5	1339.0	1746.7	1617.2
72.5°	124.0	124.0	125.0	134.1	160.5	227.1	265.4	381.3	1083.6	1646.3	1451.1
75°	109.5	109.5	109.5	117.7	136.8	182.4	206.1	260.9	778.0	1460.3	1200.3
77.5°	94.9	95.8	95.8	103.1	117.7	142.3	158.7	180.6	496.2	1128.3	908.5
80°	73.0	73.0	73.9	82.1	100.3	111.3	116.7	127.7	260.9	708.7	576.4
82.5°	51.1	52.0	52.0	52.9	67.5	68.4	62.9	63.8	94.9	235.3	218.9
85°	5.5	6.4	7.3	7.3	11.9	14.6	15.5	14.6	15.5	27.4	27.4
87.5°	0.0	0.0	0.0	0.0	0.9	1.8	1.8	2.7	2.7	2.7	2.7
90°	0.0	0.0	0.0	0.0	0.0	0.0	0.0	0.0	0.0	0.0	0.0



REPORT NUMBER: P868837

CATALOG NUMBER: EMM2-HSN-SA1A-727-U-T2R-HSS

CANDELA DISTRIBUTION (continued):

	90°	95°	105°	115°	125°	135°	145°	155°	165°	175°	180°
0°	405.0	405.0	405.0	405.0	405.0	405.0	405.0	405.0	405.0	405.0	405.0
2.5°	404.1	397.7	384.0	372.1	361.2	352.1	345.7	337.5	331.1	331.1	334.7
5°	406.8	392.2	363.9	337.5	316.5	296.4	278.2	266.3	257.2	251.7	251.7
7.5°	410.4	388.6	345.7	305.6	272.7	240.8	212.5	198.8	185.2	180.6	181.5
10°	417.7	386.7	329.3	277.3	228.0	187.9	160.5	145.9	138.6	135.0	135.0
12.5°	426.0	386.7	311.9	245.4	187.9	146.8	130.4	119.5	115.8	114.0	112.2
15°	436.9	388.6	297.3	211.6	153.2	124.0	112.2	105.8	102.2	100.3	100.3
17.5°	449.7	390.4	281.8	184.2	130.4	109.5	100.3	95.8	92.1	90.3	90.3
20°	466.1	394.9	266.3	159.6	114.0	100.3	92.1	87.6	83.9	83.0	82.1
22.5°	486.1	402.2	250.8	139.6	103.1	91.2	83.9	80.3	77.5	75.7	75.7
25°	509.9	411.4	239.0	125.0	94.9	84.8	78.4	73.9	71.1	70.2	70.2
27.5°	542.7	426.9	227.1	114.0	88.5	78.4	72.1	68.4	65.7	64.8	63.8
30°	573.7	446.0	221.6	111.3	83.9	73.0	68.4	63.8	61.1	60.2	59.3
32.5°	613.8	467.9	218.0	111.3	82.1	69.3	63.8	60.2	57.5	56.6	55.6
35°	656.7	493.4	218.0	114.9	83.0	66.6	60.2	56.6	53.8	52.0	52.0
37.5°	703.2	519.0	219.8	120.4	85.7	64.8	56.6	52.9	50.2	49.3	49.3
40°	752.5	553.6	223.5	125.0	88.5	63.8	52.9	50.2	47.4	45.6	45.6
42.5°	798.1	581.0	229.8	130.4	90.3	62.9	50.2	47.4	44.7	43.8	43.8
45°	851.0	611.1	235.3	134.1	90.3	60.2	47.4	44.7	42.9	42.0	41.0
47.5°	892.9	635.7	238.1	135.9	88.5	57.5	44.7	42.9	41.0	39.2	40.1
50°	944.0	662.2	242.6	136.8	84.8	53.8	42.9	40.1	38.3	37.4	37.4
52.5°	993.3	688.6	246.3	135.0	80.3	49.3	40.1	38.3	36.5	34.7	34.7
55°	1051.7	717.8	251.7	132.3	73.0	44.7	37.4	35.6	32.8	31.9	31.0
57.5°	1118.2	756.1	256.3	126.8	63.8	40.1	35.6	32.8	29.2	27.4	27.4
60°	1179.3	799.9	259.9	113.1	55.6	37.4	32.8	30.1	26.5	25.5	25.5
62.5°	1245.0	845.5	259.9	89.4	47.4	33.7	31.0	28.3	24.6	23.7	23.7
65°	1290.6	886.6	251.7	66.6	40.1	31.9	30.1	26.5	22.8	21.9	21.9
67.5°	1303.4	912.1	228.9	47.4	34.7	30.1	28.3	24.6	21.9	20.1	20.1
70°	1262.3	892.0	187.0	36.5	30.1	27.4	25.5	22.8	20.1	19.2	19.2
72.5°	1144.7	815.4	139.6	31.0	26.5	25.5	23.7	21.0	19.2	18.2	18.2
75°	958.6	677.7	98.5	27.4	24.6	22.8	21.0	19.2	17.3	17.3	17.3
77.5°	726.0	489.8	61.1	24.6	21.0	21.0	19.2	17.3	16.4	15.5	15.5
80°	468.8	309.2	34.7	17.3	14.6	15.5	13.7	11.9	11.9	10.9	10.9
82.5°	198.8	122.2	18.2	10.0	7.3	6.4	4.6	4.6	3.6	3.6	3.6
85°	20.1	7.3	3.6	2.7	2.7	1.8	1.8	1.8	1.8	0.9	0.9
87.5°	2.7	2.7	2.7	1.8	1.8	1.8	0.9	0.9	0.9	0.9	0.9
90°	0.0	0.0	0.0	0.0	0.0	0.0	0.0	0.0	0.0	0.0	0.0

LM-79-2019: Approved Method: Electrical and Photometric Measurements of Solid-
State Lighting Products

Report Prepared for

Cooper Lighting Solutions

Streetworks

Report Number: SP1-2407-157-3

Test Date: 08/07/2024

Luminaire Tested: MEM2-HTN-SA-40-727-U-5WQ-2

Data in this report applies to families of products including MEM2-HTN-SA-40-727-U-5WQ-2

Test Information

Test Method: LM-79-2019
 Report Number: SP1-2407-157-3
 Test Lab: COOPER LIGHTING SOLUTIONS
 Photometer: SP1 - 76IN SPHERE
 Measurement Geometry: 4π
 Issue Date: 08/20/2024
 Manufacturer: COOPER LIGHTING SOLUTIONS
 Product Line: Streetworks
 Catalog Number: **MEM2-HTN-SA-40-727-U-5WQ-2**
 Description: Epic Modern Light Square 40W 5WQ Optic and Flare Trim

Spectral Parameters

CCT (K): 2747
 CIE u': 0.2606
 CIE v': 0.5257
 Duv: -0.0005
 CIE x: 0.4552
 CIE y: 0.4082
 CIE z: 0.1366
 Peak Wavelength (nm): 597
 Dominant Wavelength (nm): 584
 Purity: 59.16856
 Rf: 75.5
 Rg: 93.6

CRI (Ra):	71.7		
R1:	68.1	R9:	-35.3
R2:	83.9	R10:	64.2
R3:	94.7	R11:	61.7
R4:	66.3	R12:	53.9
R5:	67.4	R13:	71.2
R6:	78.7	R14:	97.6
R7:	75.0	R15:	59.3
R8:	39.4		



Test Conditions

Stabilization Time: 22M
 Operation Time: 1H 22M
 Sphere Temperature (°C): 24.2

REPORT NUMBER: SP1-2407-157-3

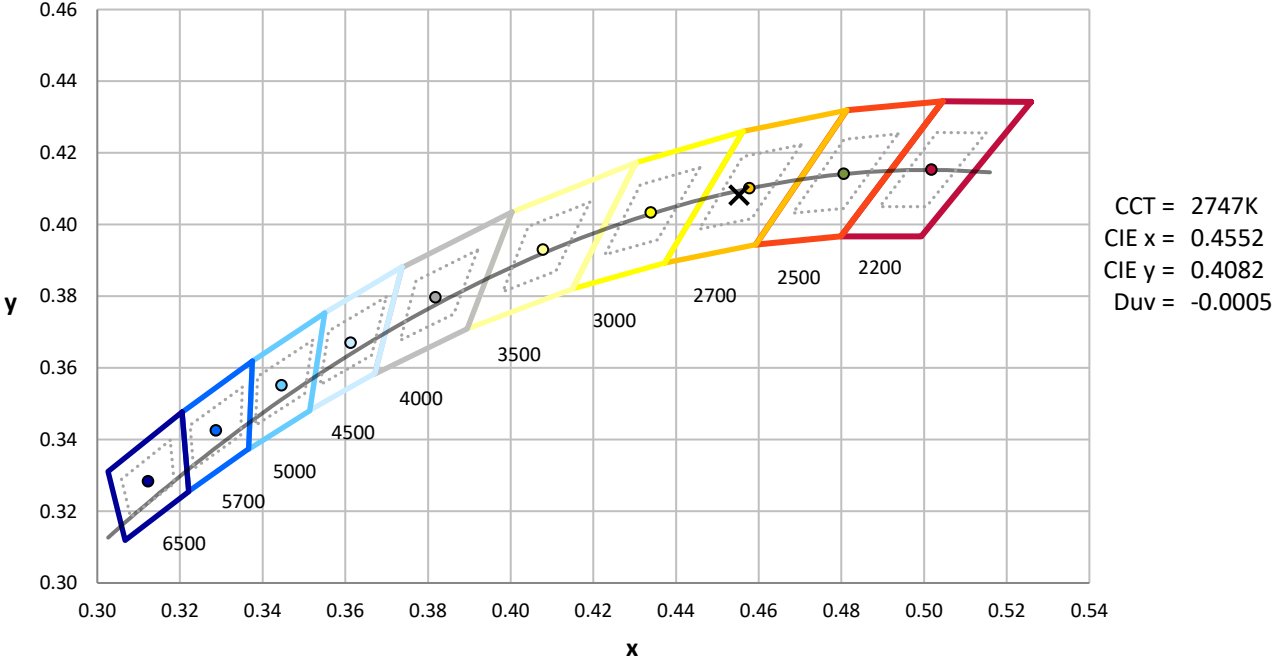
Measurement and Test Equipment			
Instrument	Identification Number	Calibration Date	Calibration Due Date
Photometer	IN0058	6/18/2024	12/18/2024
Power Meter	INXT2011004	2/8/2024	2/8/2025
AC Power Source	IN0063	10/24/2023	10/24/2024
DC Power Source	IN0208	10/24/2023	10/24/2024
Sphere Thermometer	IN0085	10/24/2023	10/24/2024
Room Thermometer	IN0046	10/24/2023	10/24/2024

REPORT NUMBER: SP1-2407-157-3

CIE 1931 Chromaticity Diagram



CIE 1931 Chromaticity Diagram with 2017 ANSI 7-Step and 4-Step Quadrangles



CCT = 2747K
 CIE x = 0.4552
 CIE y = 0.4082
 Duv = -0.0005

Point lies inside the ANSI 2700K 4-step quadrangle

REPORT NUMBER: SP1-2407-157-3

Photopic Flux vs. Wavelength



Photopic Lumens: NR

λ (nm)	Power W [^] /nm	Lumens (φ/nm)	λ (nm)	Power W [^] /nm	Lumens (φ/nm)	λ (nm)	Power W [^] /nm	Lumens (φ/nm)	λ (nm)	Power W [^] /nm	Lumens (φ/nm)	λ (nm)	Power W [^] /nm	Lumens (φ/nm)
360	0	NR	490	103	NR	620	846	NR	750	20	NR	880	0	NR
365	0	NR	495	130	NR	625	784	NR	755	17	NR	885	1	NR
370	0	NR	500	171	NR	630	720	NR	760	15	NR	890	0	NR
375	0	NR	505	221	NR	635	652	NR	765	13	NR	895	0	NR
380	0	NR	510	268	NR	640	587	NR	770	11	NR	900	0	NR
385	0	NR	515	313	NR	645	521	NR	775	9	NR	905	0	NR
390	0	NR	520	350	NR	650	461	NR	780	8	NR	910	0	NR
395	0	NR	525	381	NR	655	406	NR	785	7	NR	915	0	NR
400	0	NR	530	407	NR	660	353	NR	790	6	NR	920	0	NR
405	2	NR	535	435	NR	665	307	NR	795	5	NR	925	0	NR
410	4	NR	540	462	NR	670	264	NR	800	4	NR	930	0	NR
415	9	NR	545	496	NR	675	227	NR	805	4	NR	935	0	NR
420	20	NR	550	534	NR	680	196	NR	810	3	NR	940	0	NR
425	38	NR	555	582	NR	685	167	NR	815	3	NR	945	0	NR
430	69	NR	560	638	NR	690	144	NR	820	2	NR	950	0	NR
435	120	NR	565	700	NR	695	122	NR	825	2	NR	955	0	NR
440	193	NR	570	767	NR	700	103	NR	830	2	NR	960	0	NR
445	316	NR	575	836	NR	705	88	NR	835	2	NR	965	0	NR
450	469	NR	580	898	NR	710	74	NR	840	1	NR	970	0	NR
455	431	NR	585	947	NR	715	63	NR	845	1	NR	975	0	NR
460	264	NR	590	982	NR	720	54	NR	850	1	NR	980	0	NR
465	197	NR	595	997	NR	725	46	NR	855	1	NR	985	0	NR
470	155	NR	600	997	NR	730	39	NR	860	1	NR	990	0	NR
475	108	NR	605	978	NR	735	33	NR	865	1	NR	995	0	NR
480	90	NR	610	947	NR	740	28	NR	870	1	NR	1000	0	NR
485	92	NR	615	900	NR	745	24	NR	875	1	NR			

REPORT NUMBER: SP1-2407-157-3

Scotopic Flux vs. Wavelength



Scotopic Lumens: NR

S/P: 1.13

λ (nm)	Power W [^] /nm	Lumens (φ/nm)	λ (nm)	Power W [^] /nm	Lumens (φ/nm)	λ (nm)	Power W [^] /nm	Lumens (φ/nm)	λ (nm)	Power W [^] /nm	Lumens (φ/nm)	λ (nm)	Power W [^] /nm	Lumens (φ/nm)
360	0	NR	490	103	NR	620	846	NR	750	20	NR	880	0	NR
365	0	NR	495	130	NR	625	784	NR	755	17	NR	885	1	NR
370	0	NR	500	171	NR	630	720	NR	760	15	NR	890	0	NR
375	0	NR	505	221	NR	635	652	NR	765	13	NR	895	0	NR
380	0	NR	510	268	NR	640	587	NR	770	11	NR	900	0	NR
385	0	NR	515	313	NR	645	521	NR	775	9	NR	905	0	NR
390	0	NR	520	350	NR	650	461	NR	780	8	NR	910	0	NR
395	0	NR	525	381	NR	655	406	NR	785	7	NR	915	0	NR
400	0	NR	530	407	NR	660	353	NR	790	6	NR	920	0	NR
405	2	NR	535	435	NR	665	307	NR	795	5	NR	925	0	NR
410	4	NR	540	462	NR	670	264	NR	800	4	NR	930	0	NR
415	9	NR	545	496	NR	675	227	NR	805	4	NR	935	0	NR
420	20	NR	550	534	NR	680	196	NR	810	3	NR	940	0	NR
425	38	NR	555	582	NR	685	167	NR	815	3	NR	945	0	NR
430	69	NR	560	638	NR	690	144	NR	820	2	NR	950	0	NR
435	120	NR	565	700	NR	695	122	NR	825	2	NR	955	0	NR
440	193	NR	570	767	NR	700	103	NR	830	2	NR	960	0	NR
445	316	NR	575	836	NR	705	88	NR	835	2	NR	965	0	NR
450	469	NR	580	898	NR	710	74	NR	840	1	NR	970	0	NR
455	431	NR	585	947	NR	715	63	NR	845	1	NR	975	0	NR
460	264	NR	590	982	NR	720	54	NR	850	1	NR	980	0	NR
465	197	NR	595	997	NR	725	46	NR	855	1	NR	985	0	NR
470	155	NR	600	997	NR	730	39	NR	860	1	NR	990	0	NR
475	108	NR	605	978	NR	735	33	NR	865	1	NR	995	0	NR
480	90	NR	610	947	NR	740	28	NR	870	1	NR	1000	0	NR
485	92	NR	615	900	NR	745	24	NR	875	1	NR			

REPORT NUMBER: SP1-2407-157-3

Melanopic Flux vs. Wavelength



Melanopic Lumens: NR

M/P: 2.04

λ (nm)	Power W [^] /nm	Lumens (φ/nm)	λ (nm)	Power W [^] /nm	Lumens (φ/nm)	λ (nm)	Power W [^] /nm	Lumens (φ/nm)	λ (nm)	Power W [^] /nm	Lumens (φ/nm)	λ (nm)	Power W [^] /nm	Lumens (φ/nm)
360	0	NR	490	103	NR	620	846	NR	750	20	NR	880	0	NR
365	0	NR	495	130	NR	625	784	NR	755	17	NR	885	1	NR
370	0	NR	500	171	NR	630	720	NR	760	15	NR	890	0	NR
375	0	NR	505	221	NR	635	652	NR	765	13	NR	895	0	NR
380	0	NR	510	268	NR	640	587	NR	770	11	NR	900	0	NR
385	0	NR	515	313	NR	645	521	NR	775	9	NR	905	0	NR
390	0	NR	520	350	NR	650	461	NR	780	8	NR	910	0	NR
395	0	NR	525	381	NR	655	406	NR	785	7	NR	915	0	NR
400	0	NR	530	407	NR	660	353	NR	790	6	NR	920	0	NR
405	2	NR	535	435	NR	665	307	NR	795	5	NR	925	0	NR
410	4	NR	540	462	NR	670	264	NR	800	4	NR	930	0	NR
415	9	NR	545	496	NR	675	227	NR	805	4	NR	935	0	NR
420	20	NR	550	534	NR	680	196	NR	810	3	NR	940	0	NR
425	38	NR	555	582	NR	685	167	NR	815	3	NR	945	0	NR
430	69	NR	560	638	NR	690	144	NR	820	2	NR	950	0	NR
435	120	NR	565	700	NR	695	122	NR	825	2	NR	955	0	NR
440	193	NR	570	767	NR	700	103	NR	830	2	NR	960	0	NR
445	316	NR	575	836	NR	705	88	NR	835	2	NR	965	0	NR
450	469	NR	580	898	NR	710	74	NR	840	1	NR	970	0	NR
455	431	NR	585	947	NR	715	63	NR	845	1	NR	975	0	NR
460	264	NR	590	982	NR	720	54	NR	850	1	NR	980	0	NR
465	197	NR	595	997	NR	725	46	NR	855	1	NR	985	0	NR
470	155	NR	600	997	NR	730	39	NR	860	1	NR	990	0	NR
475	108	NR	605	978	NR	735	33	NR	865	1	NR	995	0	NR
480	90	NR	610	947	NR	740	28	NR	870	1	NR	1000	0	NR
485	92	NR	615	900	NR	745	24	NR	875	1	NR			

Summary

$R_f = 75.5$
 $R_g = 93.6$
 $CIE R_a = 71.7$
 $R_g = -35.3$



Color Vector Graphics



Individual Sample Fidelity Index ($R_{f,i}$)

CES01 = 86	CES26 = 68	CES51 = 87	CES76 = 63
CES02 = 63	CES27 = 90	CES52 = 85	CES77 = 79
CES03 = 31	CES28 = 87	CES53 = 78	CES78 = 66
CES04 = 71	CES29 = 71	CES54 = 86	CES79 = 87
CES05 = 50	CES30 = 85	CES55 = 84	CES80 = 85
CES06 = 52	CES31 = 74	CES56 = 75	CES81 = 67
CES07 = 42	CES32 = 66	CES57 = 75	CES82 = 93
CES08 = 41	CES33 = 80	CES58 = 76	CES83 = 91
CES09 = 29	CES34 = 79	CES59 = 85	CES84 = 89
CES10 = 77	CES35 = 89	CES60 = 90	CES85 = 72
CES11 = 60	CES36 = 93	CES61 = 81	CES86 = 59
CES12 = 66	CES37 = 88	CES62 = 91	CES87 = 77
CES13 = 43	CES38 = 93	CES63 = 77	CES88 = 79
CES14 = 74	CES39 = 97	CES64 = 67	CES89 = 65
CES15 = 72	CES40 = 93	CES65 = 66	CES90 = 80
CES16 = 48	CES41 = 93	CES66 = 63	CES91 = 80
CES17 = 51	CES42 = 89	CES67 = 61	CES92 = 55
CES18 = 57	CES43 = 78	CES68 = 68	CES93 = 72
CES19 = 73	CES44 = 99	CES69 = 78	CES94 = 48
CES20 = 67	CES45 = 85	CES70 = 63	CES95 = 66
CES21 = 88	CES46 = 81	CES71 = 61	CES96 = 76
CES22 = 80	CES47 = 86	CES72 = 86	CES97 = 81
CES23 = 92	CES48 = 74	CES73 = 56	CES98 = 76
CES24 = 91	CES49 = 79	CES74 = 93	CES99 = 64
CES25 = 73	CES50 = 86	CES75 = 66	



Color Rendition by Hue-Angle Bin



Measure Comparisons



(END OF REPORT)